



The Do-it-yourself staircase!

arkè[®]

by  ALBINI & FONTANOT[®]



Create your staircase in just half a day!

1 your style. Find the staircase for your space in the shapes and colors that you prefer. You can find the right idea on: www.arkè.ws

2 survey and dimensions. Measure the height of your stairwell, from floor to floor, and the dimensions of the ceiling aperture.

3 configuration. Choose the configuration which is best suited to your stairwell. If necessary, you can add supplementary accessories to the staircase.

4 the project. You can use your PC to plan your staircase like a real professional: <http://www.arkè.ws/>



5 purchasing. All Arkè staircases are packed in boxes of a manageable size and can be taken home immediately on purchase.

6 assembly. We supply you with a DVD and an instruction manual which will be useful during the installation. Arkè, the staircase which you can install in a few hours.



arkè®

www.arkè.ws



Klan 5

Kloè 14

Civik 23

Civik Zink 31

Karina 39

Kya 49

Kompact 57

Komoda 69





KLAN treads in solid beech.

Klan, combining wood and steel!

1 landing, 12 solid beech treads, and railing
... all included in the price!

KLAN is created by matching the colors of the steel with the light (natural) or dark tinted solid beech treads.

The wood-effect handrail is in PVC with an aluminum core and is available in light or dark versions, to match the shade of the treads. The railing is made up of steel balusters varnished in black (RAL 9017), white (RAL 9010) or grey (RAL 9006). The finishes are black for the black staircase and grey for the grey and white staircases.

KLAN has an adjustable height between 253 and 306 cm. Purchasing one or more supplementary rises, the height of the staircase can reach 377 cm.



www.arke.ws





arkè®

www.arked.com





arkè®

www.arked.com

Klan staircases: railing, 1 landing and 12 solid beech treads ... all included in the price!



Anything is possible!

choose your staircase
by matching the color
of the steel to the color
of the wood and adding
supplementary accessories
to complete it.

KLAN colors of the wooden treads



KLAN 82 cm supplementary column




KLAN supplementary balustrade in 120 cm modules



KLAN supplementary handrail in 120 cm modules



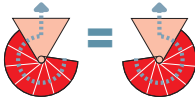
KLAN colors of the steel parts



KLAN supplementary rise



KLAN staircase is characterized by a landing which is adaptable during the installation to openings of any shape or size. KLAN has an adjustable height between 253 and 306 cm.



The **direction of rotation**, whether clockwise or anti-clockwise, can be decided during the installation.

The **diameters** of the staircase are 120, 140 and 160 cm.

The recommended **ceiling aperture** is at least **5 cm** larger than the diameter of the staircase.

Example :

Ø staircase **120 cm** = Ø aperture **125 cm**.



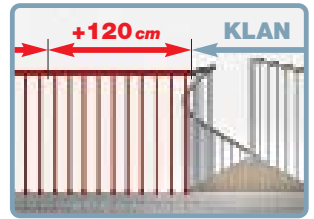
NO OPENING



ROUND OPENING



SQUARE OPENING



If you add or subtract rises to the staircase, you must purchase supplementary 82 cm **column** modules. (*Tab. 1*).

If two or more rises are added to the staircase you must purchase supplementary 120 cm **HANDRAIL** modules (*Tab. 1*).

The supplementary **BALUSTRADE** is necessary to protect the upper floor aperture. It comes in 120 cm modules comprising 10 balusters, handrail and fixings.

The balustrade can also assume a circular shape.

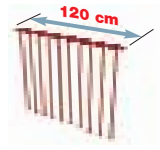

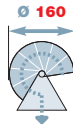
By purchasing one or more supplementary **RISES**, the height of the staircase can reach 377 cm. Supplementary rises consist of structure, tread and balusters.



KLAN STAIRCASE



SUPPLEMENTARY ITEMS



STAIRCASE HEIGHT	N° RISES	+ N° RISES	+ N° COLUMNS	+ N° HANDRAILS	+ N° BALUSTRADES
From 210 to 235	(13 - 3) = 10	+			1*
From 231 to 258	(13 - 2) = 11	+			1*
From 253 to 282	(13 - 1) = 12				
From 274 to 306	KLAN = 13				
From 296 to 330	(13 + 1) = 14	+	1		
From 317 to 353	(13 + 2) = 15	+	2	2*	1
From 338 to 377	(13 + 3) = 16	+	3	1	1

Rise adjustable from 21 to 23.5 cm

* Replaces the existing 125 cm column in the KLAN staircase.



Klan, the colors of the steel and the shades of the wood.



WHITE / LIGHT



GREY / LIGHT



BLACK / LIGHT



WHITE / DARK



GREY / DARK



BLACK / DARK

Example:

if you wish to purchase KLAN made up of 13 + 3 = 16 rises, as in the diagram on the left, you will need the following items:

- 1 KLAN staircase
- + 3 Rises
- + 1 82 cm column
- + 1 Handrail

Consult the assembly instructions





KLOE' stainless steel cables.

Kloè, beech and stainless steel together!

1 landing, 12 solid beech treads and railing
... all included in the price!

KLOE' is created by matching the colors of the steel, black (RAL 9017), white (RAL 9010) or grey (RAL 9006), with the light (natural) or dark tinted solid beech treads.

The wood-effect handrail is in PVC with an aluminum core and is available in light or dark versions, to match the shade of the treads. The railing is made up of varnished steel balusters and of stainless steel cables running parallel to the handrail. The finishes are black for the black staircases and grey for the grey and white staircases.

KLOE' has an adjustable height between 253 and 306 cm. Purchasing certain supplementary items, the height of the staircase can reach 377 cm







KLOE staircases, railing, 1 landing and 12 solid beech treads ... all included in the price!



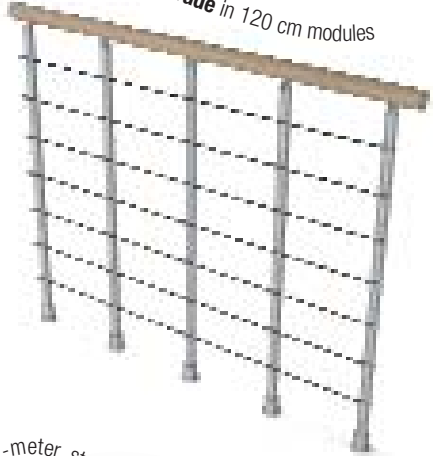
Even more design!

fashionable colors
and stainless steel finishes.

KLOE' colors of the wooden treads



KLOE' supplementary **balustrade** in 120 cm modules



KLOE' 82 cm supplementary **column**




KLOE' 11-meter, stainless steel supplementary **cab**le



KLOE' supplementary **handrail** in 120 cm modules



KLOE' colors of the steel parts

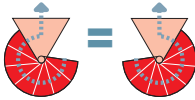


KLOE' supplementary **rise**



www.arke.ws

KLOE' staircases are characterized by a landing which is adaptable during the installation to openings of any shape or size. **KLOE'** has an adjustable height between 253 and 306 cm.



The **direction of rotation**, whether clockwise or anti-clockwise, can be decided during the installation.

The **diameters** of the staircase are 120, 140 and 160 cm.

The recommended **ceiling aperture** is at least **5 cm** larger than the diameter of the staircase.

Example :

Ø staircase **120 cm** = Ø aperture **125 cm**.



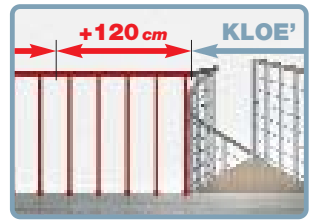
NO OPENING



ROUND OPENING



SQUARE OPENING



If two or more rises are added to the staircase it will be necessary to purchase supplementary 120 cm **HANDRAIL** modules (*Tab.2*).

If two or more rises are added to the staircase it will be necessary to purchase supplementary **CABLE**. It is in stainless steel and measures 11 meters.

By purchasing one or more supplementary **RISES**, the height of the staircase can reach 377 cm. Supplementary rises consist of structure, tread and balusters.

If you add or subtract rises to the staircase, it is necessary to purchase supplementary 82 cm **COLUMN** modules (*Tab.2*).

The supplementary **BALUSTRADE** is necessary to protect the upper floor aperture. It comes in 120 cm scalable modules comprising 5 balusters, cables, handrail and fixings.

The balustrade can also assume a circular shape.



KLOE'



KLOE' + 1



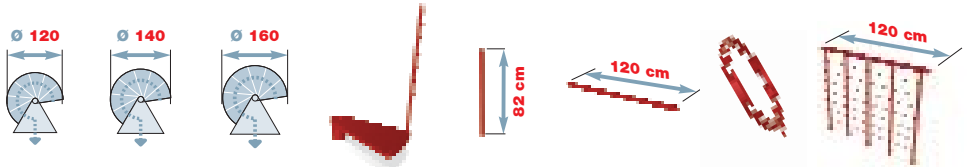
KLOE' + 2



KLOE' + 3

KLOE' STAIRCASE +

SUPPLEMENTARY ITEMS



STAIRCASE HEIGHT	N° RISES	+ N° RISES	+ N° COLUMNS	+ N° HANDRAILS	+ N° CABLES	+ N° BALUSTRADES
From 210 to 235	(13 - 3) = 10 +		1*			
From 231 to 258	(13 - 2) = 11 +		1*			
From 253 to 282	(13 - 1) = 12					
From 274 to 306	KLOE' = 13					
From 296 to 330	(13 + 1) = 14 +	1				
From 317 to 353	(13 + 2) = 15 +	2	2*	1	1	
From 338 to 377	(13 + 3) = 16 +	3	1	1	1	

Rise adjustable from 21 to 23.5 cm

* Replaces the existing 125 cm column in the KLOE'staircase.



Kloè, the colors of the steel and the shades of the wood.



WHITE / LIGHT

GREY / LIGHT

BLACK / LIGHT

WHITE / DARK

GREY / DARK

BLACK / DARK

Example:

if you wish to purchase KLOÈ made up of **13 + 3 = 16** rises, as in the diagram on the left, you will need the following items:

- 1** KLOE' staircase
- + 3** Rises
- + 1** 82 cm column
- + 1** Handrail
- + 1** Cable

Consult the assembly instructions





CIVIK with universal landing.

Civik, the colors of steel: grey, white and black

1 universal landing, 12 non-slip treads, and railing
... all included in the price!

CIVIK is created in pressed steel and plasticized in black (RAL 9017), white (RAL 9010) or grey (RAL 9006). The staircase finishes are always in black.

The handrail, in polyurethane with an aluminum core, is black, as are the hard-wearing, non-slip panels on the treads.

CIVIK has an adjustable height between 252 and 305 cm.

By purchasing certain supplementary items, the staircase height can reach 376 cm.







arkè

www.arkè.ws

CIVIK staircases: railing, 1 universal landing, and 12 non-slip treads ... all included in the price!



The staircase in...

... grey, white or black steel.
The staircase with the
UNIVERSAL landing!

CIVIK 82 cm supplementary **column**




CIVIK supplementary **balustrade** in 120 cm modules



CIVIK supplementary **handrail** in 120 cm modules



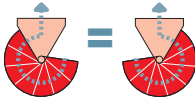
CIVIK colors of t_{He} steel parts



CIVIK supplementary **rise**



CIVIK staircases are characterized by a landing which allows the staircases to be fitted to openings of any shape or size. CIVIK has an adjustable height of between 252 and 305 cm.



The **direction of rotation**, whether clockwise or anti-clockwise, can be decided during the installation.

The **diameters** of the staircase are 120, 140 and 160 cm.

The recommended **ceiling aperture** is at least **5 cm** larger than the diameter of the staircase.

Example :

∅ staircase **120 cm** = ∅ aperture **125 cm**.



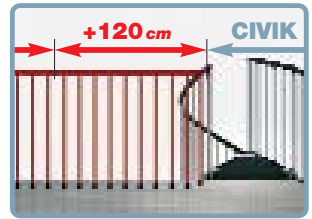
NO OPENING



ROUND OPENING



SQUARE OPENING



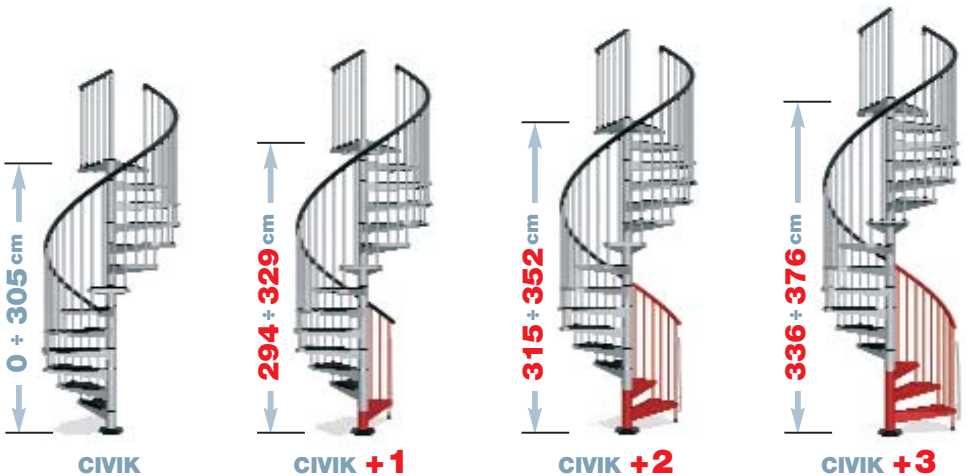
If you add or subtract rises to the staircase, you must purchase supplementary 82 cm **COLUMN** modules (*Tab.3*).

If you add two or more rises to the staircase, you must purchase supplementary 120 cm **HANDRAIL** modules (*Tab.3*).

The supplementary **BALUSTRADE** is necessary to protect the upper floor aperture. It comes in 120 cm modules comprising 10 balusters, handrail and fixings.

The balustrade can also assume a circular shape.

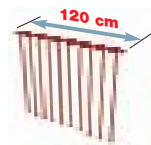

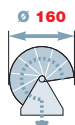
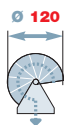
By purchasing one or more supplementary **RISES**, the height of the staircase can reach 376 cm. Supplementary rises consist of structure, tread and balusters.



CIVIK STAIRCASE



SUPPLEMENTARY ITEMS



STAIRCASE HEIGHT	N° RISES	+ N° RISES	+ N° COLUMNS	+ N° HANDRAILS	+ N° BALUSTRADES
From 210 to 235	(13 - 3) = 10	+			1*
From 231 to 258	(13 - 2) = 11	+			1*
From 252 to 282	(13 - 1) = 12				
From 273 to 305	CIVIK = 13				
From 294 to 329	(13 + 1) = 14	+	1		
From 315 to 352	(13 + 2) = 15	+	2	2*	1
From 336 to 376	(13 + 3) = 16	+	3	1	1

Rise adjustable from 21 to 23.5 cm

* Replaces the existing 125 cm column in the CIVIK staircase.



Civik, the colors of the steel.



WHITE



GREY



BLACK

Example:

if you wish to purchase CIVIK made up of 13 + 3 = 16 rises, as in the diagram on the left, you will need the following items:

- 1 CIVIK staircase
- + 3 Rises
- + 1 82 cm column
- + 1 Handrail

Consult the assembly instructions





CIVIK ZINK

Civik Zink, the staircase for external use!

1 landing, 12 zinc hot-dipped treads,
nuts and bolts in stainless steel, PVC-handrail and railing
... all included in the price!

CIVIK ZINK the spiral staircase for external use which combines functionality and solidity with long-lasting certainty. All metal parts are protected by being **hot-dipped in zinc**, this finish being what characterizes CIVIK ZINK as a product exclusively for external use. The handrail is in black PVC. Nuts and bolts are in stainless steel.

CIVIK ZINK has an adjustable height between 252 and 305 cm. By purchasing certain supplementary items, the staircase height can reach 376 cm.



www.arke.ws





CIVIK ZINK staircases: zinc hot-dipped railing with PVC-handrail, 1 landing, 12 zinc hot-dipped treads, nuts and bolts in stainless steel ... **all included in the price!**



The staircase for external use:

hot dip galvanized to protect it
from any sort of weather.


CIVIK ZINK steel parts are **hot-dip galvanized**



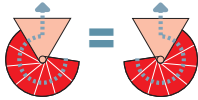
CIVIK ZINK supplementary rise



CIVIK ZINK 82 cm supplementary column




CIVIK ZINK staircases are characterized by a landing which allows the staircases to be fitted to openings without a hole or with a square opening. CIVIK ZINK has an adjustable height between 252 and 305 cm.



NO OPENING



SQUARE OPENING



The **direction of rotation**, whether clockwise or anti-clockwise, can be decided during the installation.

The **diameters** of the staircase are 120, 140 and 160 cm.

The recommended **ceiling aperture** is at least **5 cm** larger than the diameter of the staircase.

Example:

Ø staircase **120 cm** = Ø aperture **125 cm**.

By purchasing one or more supplementary **RISES**, the height of the staircase can reach 376 cm. Supplementary rises consist of structure, tread and balusters.

If you add or subtract rises to the staircase, you must purchase supplementary 82 cm **COLUMN** modules. (Tab.4)



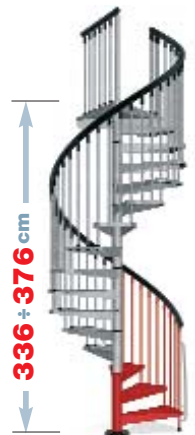
CIVIK ZINK



CIVIK ZINK + 1


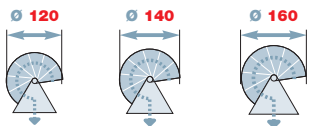


CIVIK ZINK + 2



CIVIK ZINK + 3

CIVIK ZINK STAIRCASE + SUPPLEMENTARY ITEMS



STAIRCASE HEIGHT	N° RISES	+ N° RISES	+ N° COLUMNS
From 210 to 235	$(13 - 3) = 10$	+	1*
From 231 to 258	$(13 - 2) = 11$	+	1*
From 252 to 282	$(13 - 1) = 12$		
From 273 to 305	C. ZINK = 13		
From 294 to 329	$(13 + 1) = 14$	+	1
From 315 to 352	$(13 + 2) = 15$	+	2 2*
From 336 to 376	$(13 + 3) = 16$	+	3 1

Rise adjustable from 21 to 23.5 cm

* Replaces the existing 125 cm column in the CIVIK ZINK staircase.



Civik Zink, all the metal parts are protected by a process of hot-dip galvanizing.



HOT-DIP GALVANIZING

Example:

if you wish to purchase CIVIK ZINK made up of $13 + 3 = 16$ rises, as in the diagram on the left, you will need the following items:

- 1** CIVIK ZINK staircase
- + 3** Rises
- + 1** 82 cm column

Consult the assembly instructions





KARINA the staircase for the smallest spaces!

Karina, the space saving staircase!

11 shaped treads, steel supporting structure and railing
on one side ... **all included in the price!**



KARINA is the staircase designed for the smallest spaces. It is created with plasticized steel supports in black (RAL 9017), white (RAL 9010) or grey (RAL 9006) and black finishes.

Characterized by light (natural) or dark tinted solid beech treads, which are carefully shaped and staggered, this staircase guarantees an excellent compromise between functionality and use of space.

The supplementary railing is available in three versions: with a handrail in black polyurethane and black finishes; with a handrail in wood-effect PVC or in solid beech. Finishes for the black staircases are black, while for the grey or white staircases they are grey.

KARINA has an adjustable height between 228 and 282 cm. By purchasing certain supplementary items, the staircase height can reach 329 cm.

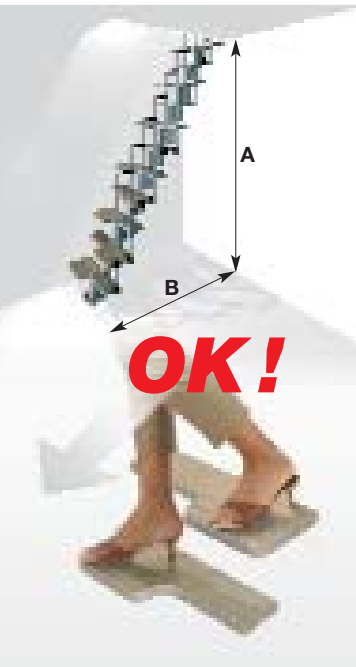

arkè[®]

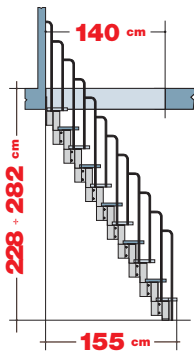
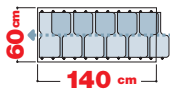
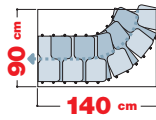
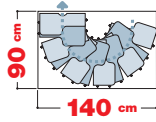
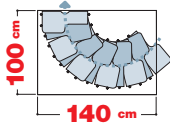
www.arked.com











is the space small?

Karina, the space saving staircase!
Transform your roof-space into a usable loft: replace your retractable ladder with KARINA, the staircase for the smallest spaces!


KARINA staircases: 11 shaped treads, steel supporting structure and railing on one side ... all included in the price!




KARINA colors of the wooden treads



KARINA colors of the steel parts



KARINA the supplementary **RAILING** comprises 9 balusters and protects the second side of the staircase



KARINA the supplementary **balustrade** is available with handrails in 1 black POLYURETHANE with black fixings 2 light or dark PVC 3 light or dark WOOD



KARINA supplementary **rise**

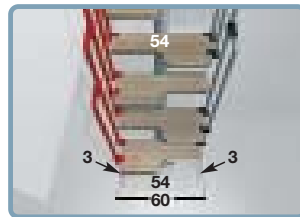
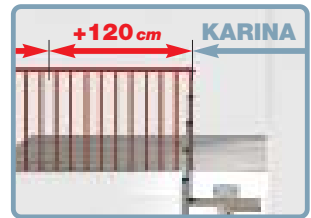
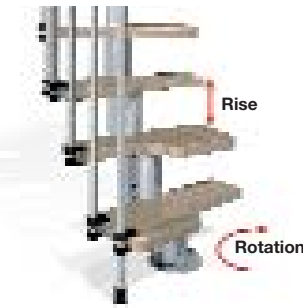
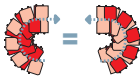


KARINA is characterized by 11 treads with 12 risers.

The treads, complete with railing, are 57 cm wide, shaped and staggered, so guaranteeing an excellent compromise between functionality and use of space. The staircase is supplied with a railing on one side.

KARINA is adjustable in rise and in direction of rotation, and can assume different configurations.

The **direction of rotation**, whether clockwise or anti-clockwise, can be decided during the installation.



KARINA + RAILING

The supplementary **BALUSTRADE** is necessary to protect the upper floor aperture. It comes in 120 cm modules comprising 10 balusters, handrail and fixings. It is available with the following handrails:

- 1 black POLYURETHANE
- 2 light or dark PVC
- 3 light or dark WOOD.

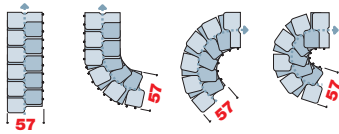
The supplementary **RISE** is always right-handed. By purchasing one or more supplementary RISES, the height of the staircase can reach 329 cm. Supplementary rises consist of structure, tread and two balusters. (Tab.5)

The supplementary **RAILING** protects the second side of the staircase when it is far from the wall. It comprises 9 balusters and increases the dimension of the staircase by 3 cm.

The balustrade with the polyurethane or PVC handrails can also assume a circular shape, while the balustrade with the wooden handrail can only be rectangular.



KARINA STAIRCASE + **SUPPLEMENTARY ITEMS**



STAIRCASE HEIGHT	N° TREADS	N° RISES	+ N° RISES	+ N° RAILINGS	+ N° BALUSTRADES*
From 209 to 258,5	$(11 - 1) = 10$	$(12 - 1) = 11$	+	1	1
From 228 to 282	11	KARINA 12	+	1	1
From 247 to 305	$(11 + 1) = 12$	$(12 + 1) = 13$	+	1	1
From 266 to 329	$(11 + 2) = 13$	$(12 + 2) = 14$	+	2	1

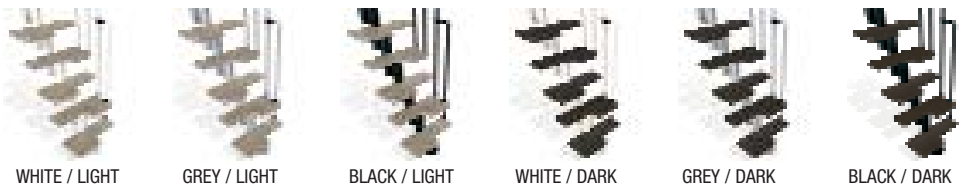
Rise adjustable from 19 to 23.5 cm

* the BALUSTRADE is available with the following handrails:



- 1 black POLYURETHANE
- 2 light or dark PVC
- 3 light or dark wood

Karina, the colors of the steel and the shades of the wood.



Example:

if you wish to purchase KARINA composed of $12 + 2 = 14$ rises with the supplementary railing, as in the diagram on the left, you will need the following items:

- 1 KARINA staircase
- + 2 Rises
- + 1 Railing

Consult the assembly instructions





KYA small and elegant!

KYA, small and elegant!

11 shaped treads, steel supporting structure
and railing on one side
... all included in the price!



KYA is the staircase designed for the smallest spaces. It is created with plasticized steel supports in black (RAL 9017), white (RAL 9010) or grey (RAL 9006), with black finishes for the black staircase and grey finishes for the grey or white staircases. Characterized by light (natural) or dark tinted solid beech treads, which are carefully shaped and staggered, this staircase allows the maximum accessibility with the minimum use of space.

The railing is composed of varnished steel balusters and stainless steel cables running parallel to the handrail.


The wood-effect handrail is in PVC with an aluminum core and is available in light or dark versions, to match the shade of the treads.

KYA has an adjustable height between 228 and 282 cm. By purchasing certain supplementary items, the staircase height can reach 329 cm.

arkè®

www.arke.ws



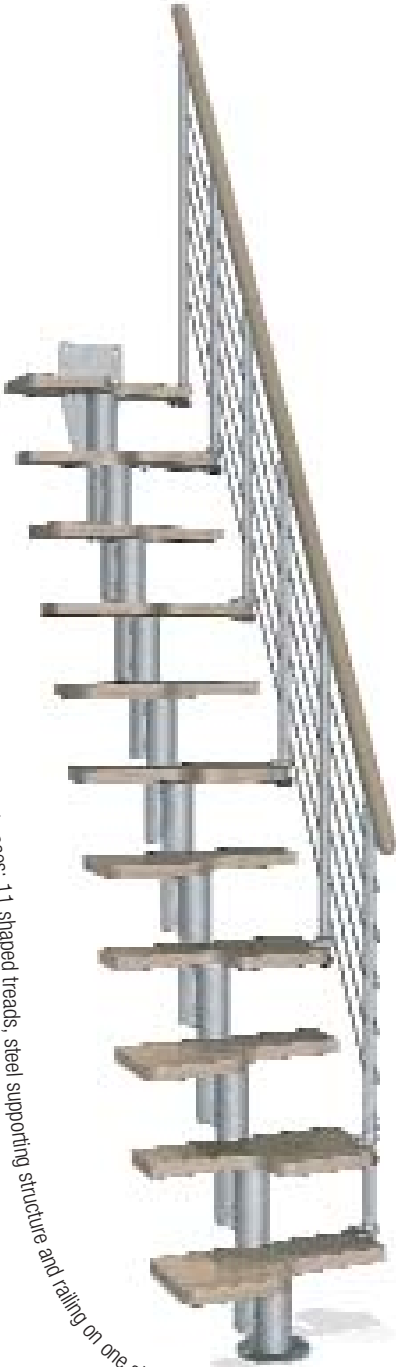




Perfect even in the smallest of spaces!

Replace your retractable ladder with Kya, the tiny staircase.

KYA staircases: 11 shaped treads, steel supporting structure and railing on one side ... *all included in the price!*



Open treads

KYA colors of the wood

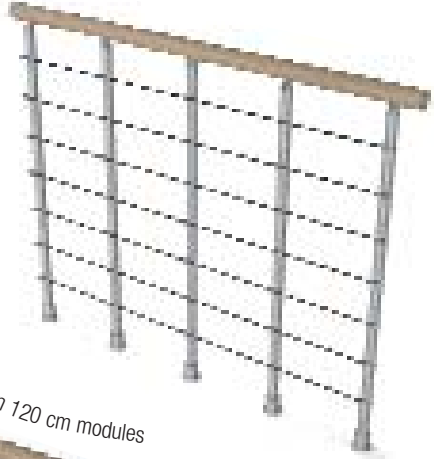


Steel parts

KYA colors of the



KYA supplementary **balustrade** in 120 cm modules



KYA supplementary **handrail** in 120 cm modules



KYA the supplementary **railing**, composed of 6 balustrades and steel cable, protects the second side of the staircase



KYA 11-meter, stainless steel supplementary **cable**



KYA supplementary **rise**

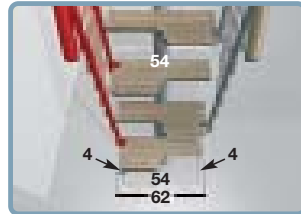
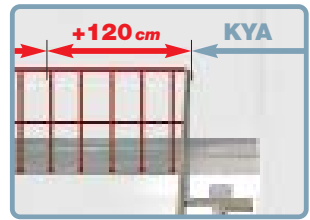
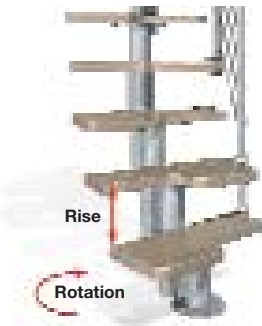
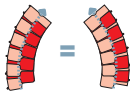


KYA is characterized by 11 treads with 12 rises.

The treads, complete with railing, are 58 cm wide, shaped and staggered, so guaranteeing an excellent compromise between functionality and use of space. The staircase is supplied with a railing on one side.

KYA is adjustable in rise and in direction of rotation, and can assume different configurations.

The **direction of rotation**, whether clockwise or anti-clockwise, can be decided during the installation.



KYA + **RAILING**

If you add one or more rises to the staircase you must purchase supplementary **CABLE**. It comes in stainless steel and measures 11 meters.

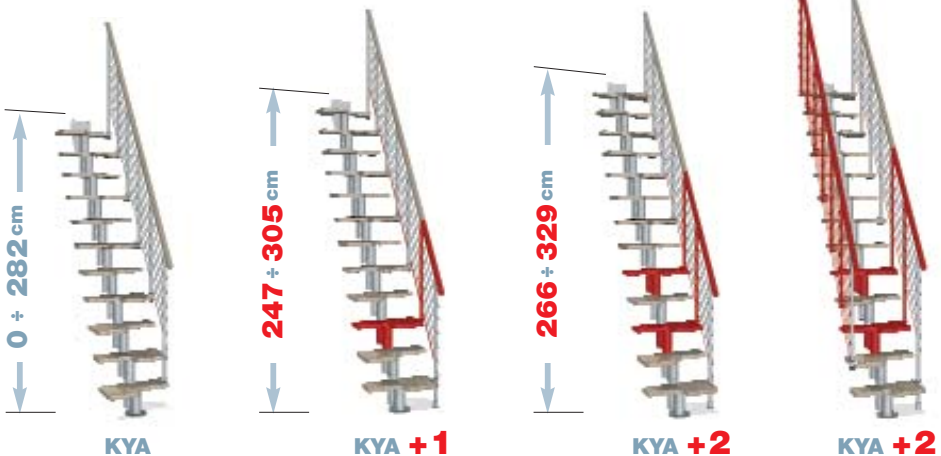
The supplementary **RAILING** protects the second side of the staircase when it is far from the wall. It comprises 6 balusters, cables and handrail, and increases the dimension of the staircase by 4 cm.

The supplementary **RISE** is always right-handed.

By purchasing one or more supplementary rises, the height of the staircase can reach 329 cm. Supplementary rises consist of structure, tread and one baluster.

If you add one or more rises to the staircase, you must purchase supplementary 120 cm **HANDRAIL** modules. (Tab.6)

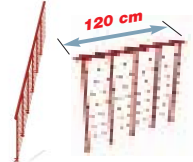
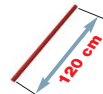
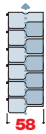
The supplementary **BALUSTRADE** is necessary to protect the upper floor aperture. It comes in 120 cm modules comprising 5 balusters, cables, handrail and fixings. The balustrade can assume a circular shape.



KYA STAIRCASE



SUPPLEMENTARY ITEMS



STAIRCASE HEIGHT	N° TREADS	N° RISES	+N° RISES	+N° CABLES	+N° HANDRAILS	+N° RAILINGS	+N° BALUSTRADES
From 209 to 258,5	(11-1)=10	(12 - 1) = 11	+				1
From 228 to 282	11 KYA	12	+				1
From 247 to 305	(11+1)=12	(12 + 1) = 13	+	1	1	1	1
From 266 to 329	(11+2)=13	(12 + 2) = 14	+	2	1	1	1

Rise adjustable from 19 to 23.5 cm



Kya, the colors of the steel and the shades of the wood.



WHITE / LIGHT




GREY / LIGHT



BLACK / LIGHT



WHITE / DARK



GREY / DARK



BLACK / DARK

Example:

if you wish to purchase KYA composed of $12 + 2 = 14$ rises with the supplementary railing, as in the diagram on the left, you will need the following items:

- 1 KYA staircase
- + 2 Rises
- + 1 Railing
- + 1 Cable
- + 1 Handrail

Consult the assembly instructions





KOMPACT the made-to-measure flight of stairs!

Kompact, 156 possibilities !

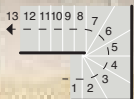
12 solid beech treads, steel supports, and railing on one side
... all included in the price!

KOMPACT is the only staircase in the world which is patented and adjustable in rise, going, and rotation during installation


Along with the maximum adaptability to the stairwell, this allows rectilinear configurations with one or two corners. The treads and the handrail are in light (natural) or dark tinted solid beech. The metal parts are plasticized black (RAL 9017), white (RAL 9010) or grey (RAL 9006).

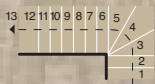
Finishes are black for the black staircase and grey for the grey or white staircases.

KOMPACT has an adjustable height between 191 and 303 cm. By purchasing certain supplementary items, the staircase height can reach 373 cm.



www.arke.ws

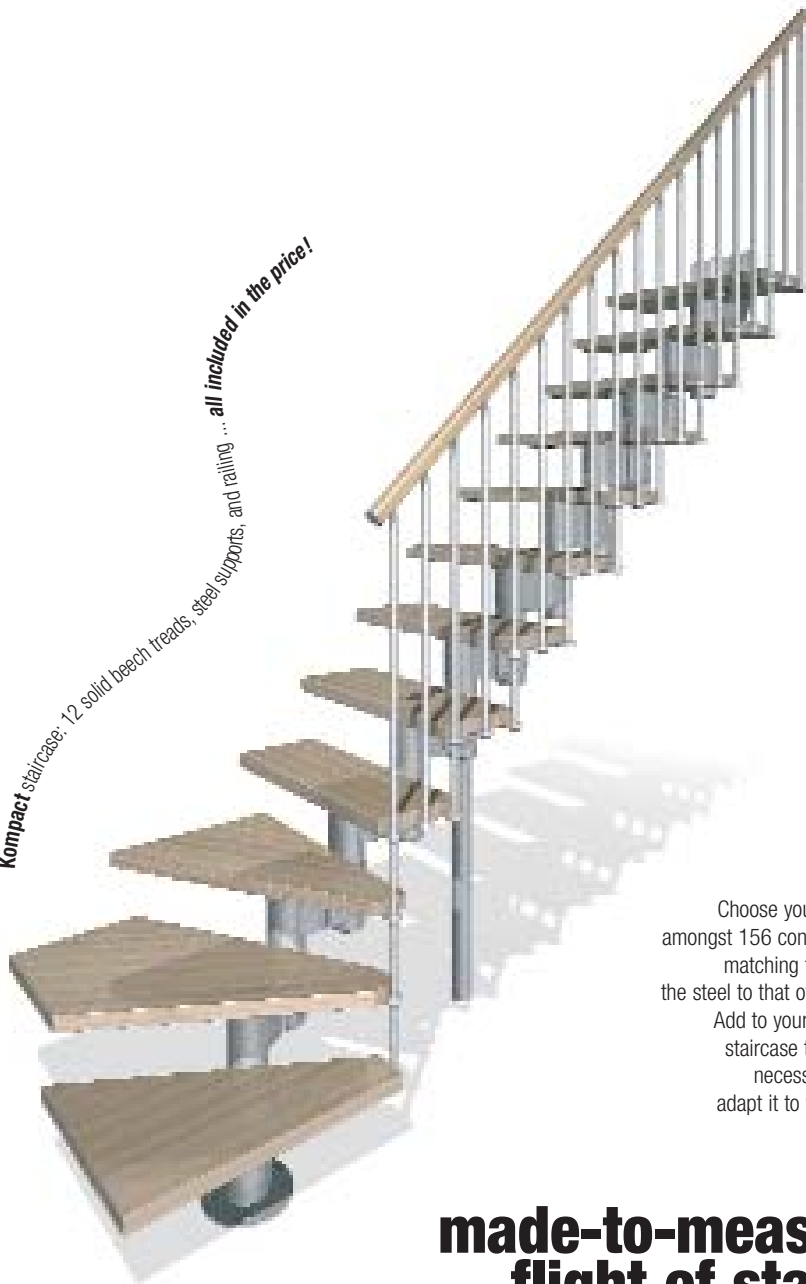








Kompact staircase: 12 solid beech treads, steel supports, and railing ... **all included in the price!**



Choose your staircase amongst 156 configurations, matching the color of the steel to that of the wood. Add to your KOMPACT staircase the finishes necessary to best adapt it to your home.

**The
made-to-measure
flight of stairs!**

KOMPACT colors of the wooden treads




KOMPACT supplementary **balustrade** in 120 cm modules



KOMPACT supplementary **RAILING** in 5-baluster modules



KOMPACT colors of the steel parts



KOMPACT supplementary **rise**



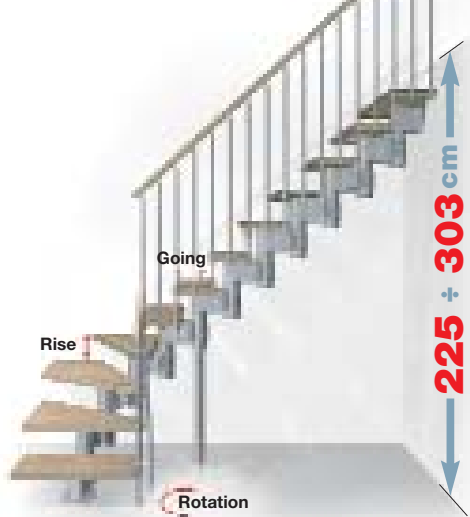
www.arke.ws

Plan your staircase!



www.arke.ws

With the configurator you will immediately be able to find the best Kompact for your home.



KOMPACT comprises 12 treads with steel supports and a railing on one side.



The different arrangement of the 12 treads (13 rises) and the choice of going,

KOMPACT 74 from 18 to 22 cm, or **KOMPACT 89** from 22 to 26 cm, allow the creation of 156 different configurations.

The plans which you will find from page 78 to page 81 show the maximum and minimum dimensions for all of the configurations which these staircases can assume **KOMPACT L** at 1/4 of a turn and **KOMPACT U** at 2/4 of a turn.

KOMPACT is adjustable in rise, going and rotation. The **sense of direction** of the staircase can be clockwise or anti-clockwise.

Is there an existing opening?

Locate amongst the 156 plans one which is smaller than the dimensions of the ceiling aperture. Bear in mind that the ceiling aperture must be at least as wide as the staircase minus two treads (Diagram 1).



KOMPACT L

Do you still have to make the opening?

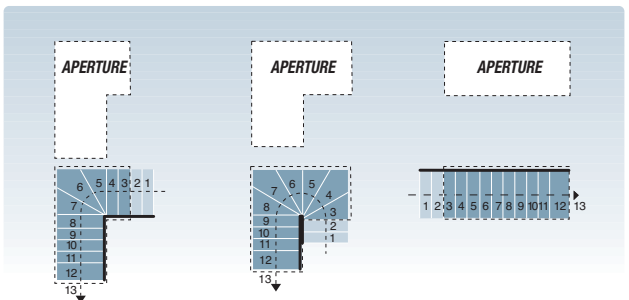
Identify amongst the 156 plans the one which is best suited to your stairwell: the ceiling aperture must be at least as wide as the chosen plan minus two treads (Diagram 1).



KOMPACT U

DIAGRAM 1

CEILING APERTURE





Rise



Going



Clockwise rotation

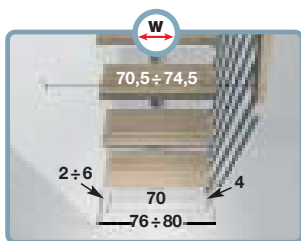


Anti-clockwise rotation

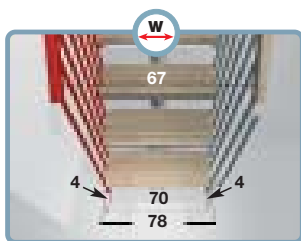


Clear width

Kompact is adjustable in rise, going and rotation



KOMPACT 74



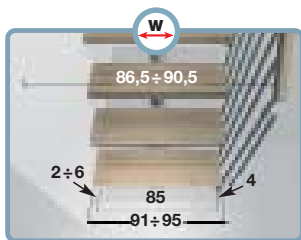
KOMPACT 74 + RAILING

KOMPACT 74

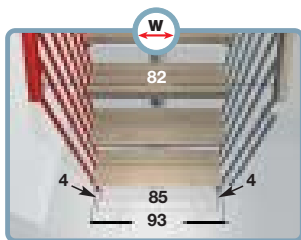
R = FROM 17 TO 23,5

G = FROM 18 TO 22

W = FROM 70,5 TO 74,5



KOMPACT 89



KOMPACT 89 + RAILING

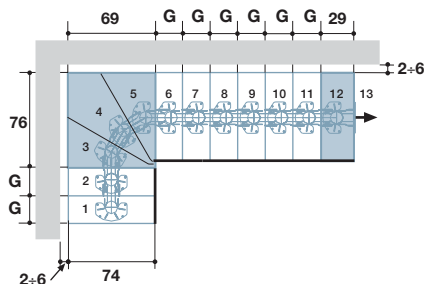
KOMPACT 89

R = FROM 17 TO 23,5

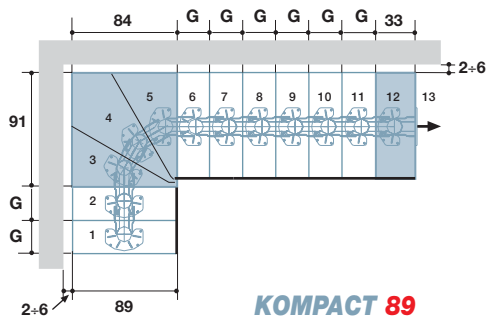
G = FROM 22 TO 26

W = FROM 86,5 TO 90,5

DIMENSIONS ARE IN CENTIMETER



KOMPACT 74



KOMPACT 89

KOMPACT is composed of 12 treads with 13 rises and a railing on one side.
The treads, complete with railing, are **74 cm** or **89 cm** wide.

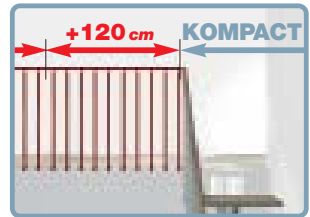
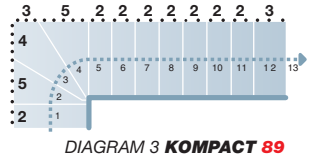
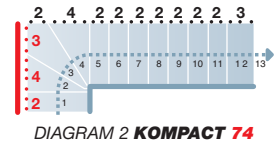


KOMPACT has two configurations: **L-shaped** with 1/4 of a turn and **U-shaped** with 2/4 of a turn. KOMPACT is adjustable in rise, going and rotation.

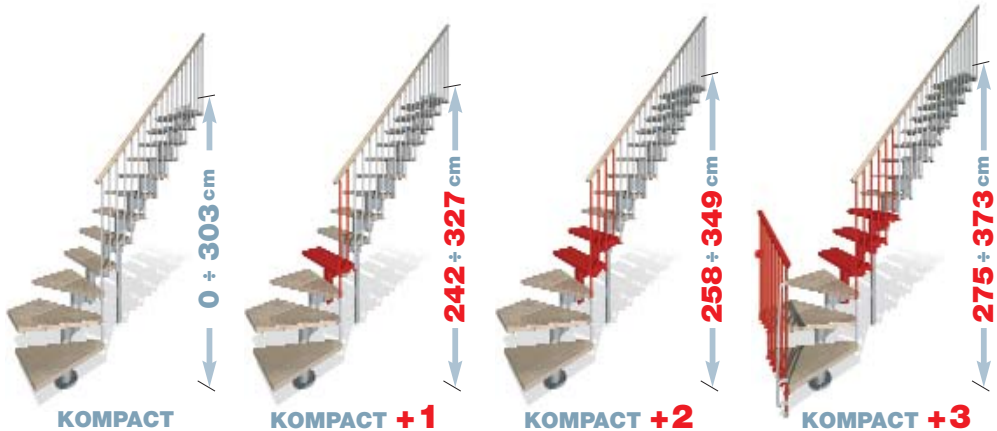
By purchasing one or more supplementary **RISES**, the height of the staircase can reach 373 cm. Supplementary rises consist of structure, tread and railing. To achieve heights inferior to 225 cm, you can assemble a lower number of treads. (Tab.7)

The supplementary **RAILING** protects the second side of the staircase when it is far from the wall. It is a module composed of 5 balusters, handrail and fixings. The RAILING increases the dimension of the staircase by 4 cm. In **diagrams 2** and **3** you can count the number of balusters necessary on the second side of the staircase (the balusters are represented by numbers and dots).

Example: if you wish to apply the supplementary RAILING only on the left side of the **KOMPACT 74** staircase, as in **diagram 2**, you will need to add up the quantity of balusters: $3 + 4 + 2 = 9$ and therefore order 2 supplementary RAILING modules.




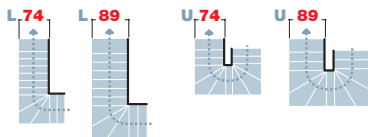
The supplementary **BALUSTER** allows the protection of the upper-floor aperture. It is a 120 cm module, composed of 10 balusters, handrail and fixings.



KOMPACT STAIRCASE



SUPPLEMENTARY ITEMS



STAIRCASE HEIGHT N° TREADS N° RISES + N° RISES + N° RAILINGS + N° BALUSTRADES

				L74	U74	L89	U89
From 191 to 255	(12 - 2) = 10	(13 - 2) = 11		6	7	7	9
From 208 to 279	(12 - 1) = 11	(13 - 1) = 12		6	8	7	10
From 225 to 303	12	KOMPACT 13		7	8	8	10
From 242 to 327	(12 + 1) = 13	(13 + 1) = 14 +	1	7	9	8	10
From 258 to 349	(12 + 2) = 14	(13 + 2) = 15 +	2	8	9	8	11
From 275 to 373	(12 + 3) = 15	(13 + 3) = 16 +	3	8	9	9	11

Rise adjustable from 17 to 23.5 cm



Kompact, the colors of the steel and the shades of the wood.



WHITE / LIGHT



GREY / LIGHT



BLACK / LIGHT



WHITE / DARK



GREY / DARK



BLACK / DARK

Example:

if you wish to purchase KOMPACT composed of 13 + 3 = 16 rises with the supplementary railing, as in the diagram on the left, you will need the following items:

- 1 KOMPACT staircase
- + 3 Rises
- + 2 Railing

Consult the assembly instructions





KOMODA beautiful and practical!

Komoda, beautiful and practical!


12 solid beech treads, steel supports, and railing on one side
... all included in the price!

KOMODA is adjustable in rise, going and rotation during the installation. This allows, along with the maximum adaptability to the stairwell, rectilinear configurations with one or two corners.

The treads and the handrail are in light (natural) or dark tinted solid beech. The metal parts are varnished black (RAL 9017), white (RAL 9010) or grey (RAL 9006). Finishes are black for the black staircase and grey for the grey or white staircases.

The railing consists in varnished steel balusters and stainless steel cables running parallel to the handrail.

KOMODA has an adjustable height between 191 and 303 cm. By purchasing certain supplementary items, the staircase height can reach 373 cm.



www.arke.ws





Komoda staircase: 12 solid beech treads, steel supports, and railing ... all included in the price!



Komoda, convenient and beautiful!

choose Komoda:
multiple configurations,
steel, wood and finishes
in different colors.
To make it just like
you want it.

KOMODA colors of the wooden treads




KOMODA supplementary balustrade in 120 cm modules



KOMODA supplementary RAILING with 4 balusters and steel cables



KOMODA colors of the steel parts



KOMODA supplementary rise



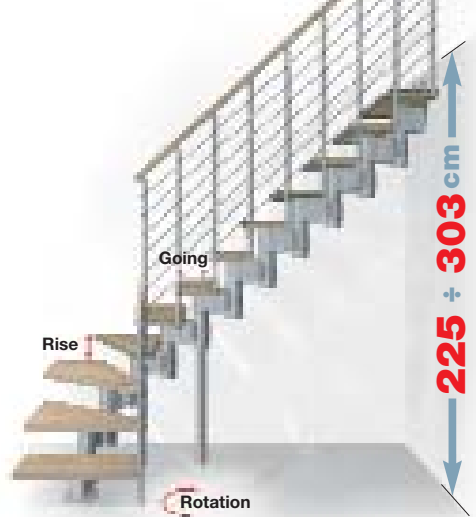
www.arke.ws

Plan your staircase!



www.arke.ws

With the configurator you will immediately be able to find the best Komoda for your home.



KOMODA comprises 12 treads with steel supports and a railing on one side.



The different arrangement of the 12 treads (13 rises) and the choice of going,

KOMODA 74 from 18 to 22 cm, or **KOMODA 89** from 22 to 26 cm, allow the creation of 156 different configurations.

The plans which you will find from page 78 to page 81 show the maximum and minimum dimensions for all of the configurations which these staircases can assume **KOMODA L** at 1/4 of a turn and **KOMODA U** at 2/4 of a turn.

KOMODA is adjustable in rise, going and rotation. The **sense of direction** of the staircase can be clockwise or anti-clockwise.

Is there an existing opening?

Locate amongst the 156 plans one which is smaller than the dimensions of the ceiling aperture. Bear in mind that the ceiling aperture must be at least as wide as the staircase minus two treads (Diagram 4).



KOMODA L

Do you still have to make the opening?

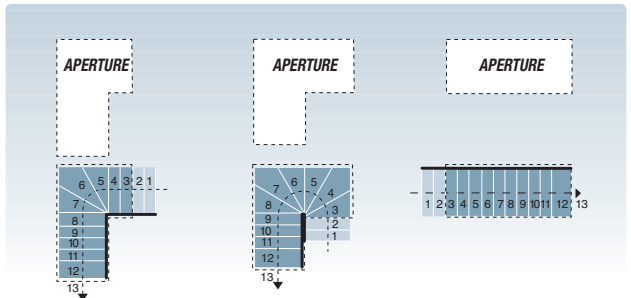
Identify amongst the 156 plans the one which is best suited to your stairwell: the ceiling aperture must be at least as wide as the chosen plan minus two treads (Diagram 4).



KOMODA U

DIAGRAM 4

CEILING APERTURE





Rise



Going



Clockwise rotation

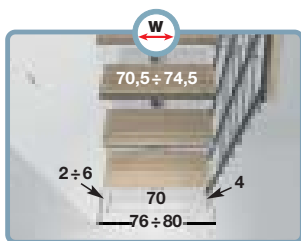


Anti-clockwise rotation

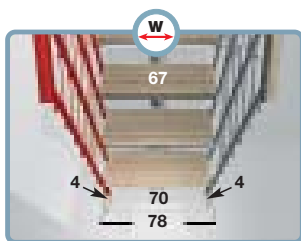


Clear width

Komoda is adjustable in rise, going and rotation



KOMODA 74



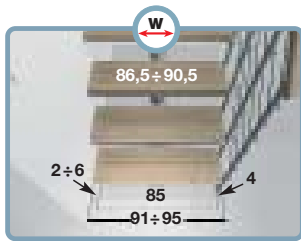
KOMODA 74 + RAILING

KOMODA 74

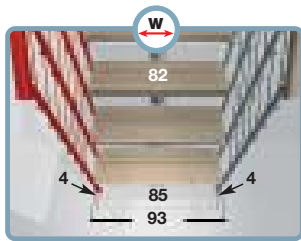
R = FROM 17 TO 23,5

G = FROM 18 TO 22

W = FROM 70,5 TO 74,5



KOMODA 89



KOMODA 89 + RAILING

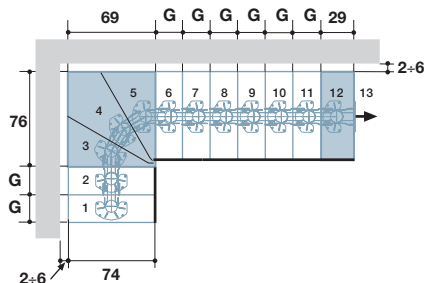
KOMODA 89

R = FROM 17 TO 23,5

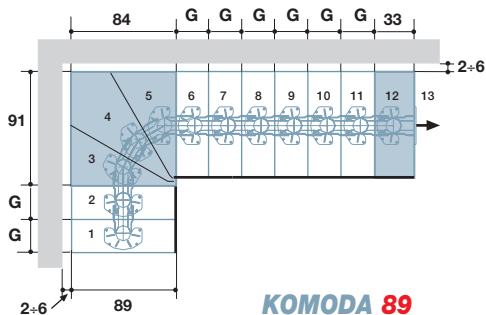
G = FROM 22 TO 26

W = FROM 86,5 TO 90,5

DIMENSIONS ARE IN CENTIMETER



KOMODA 74



KOMODA 89

KOMODA is composed of 12 treads with 13 rises and a railing on one side. The treads, complete with railing, are **74 cm** or **89 cm** wide.



KOMODA has two configurations: **L**-shaped with 1/4 of a turn **U**-shaped with 2/4 of a turn KOMODA is adjustable in rise, going and rotation. By purchasing one or more supplementary **RISES**, the height of the staircase can reach 373 cm. Supplementary rises consist of structure, tread and railing. To achieve heights inferior to 225 cm, you can assemble a lower number of treads. (Tab.8)

The supplementary **RAILING** protects the second side of the staircase when it is far from the wall. It is a module composed of 4 balusters, handrail and fixings. The **RAILING** increases the dimension of the staircase by 4 cm. In **diagrams 5** and **6** you can count the number of balusters necessary on the second side of the staircase (the balusters are represented by numbers and dots).

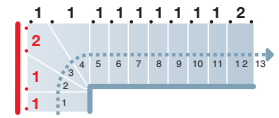


DIAGRAM 5 **KOMODA 74**

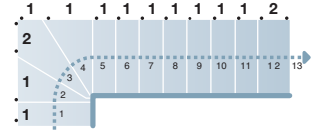
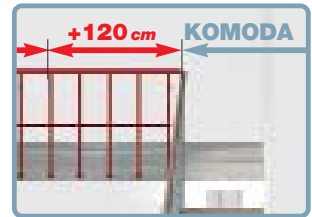
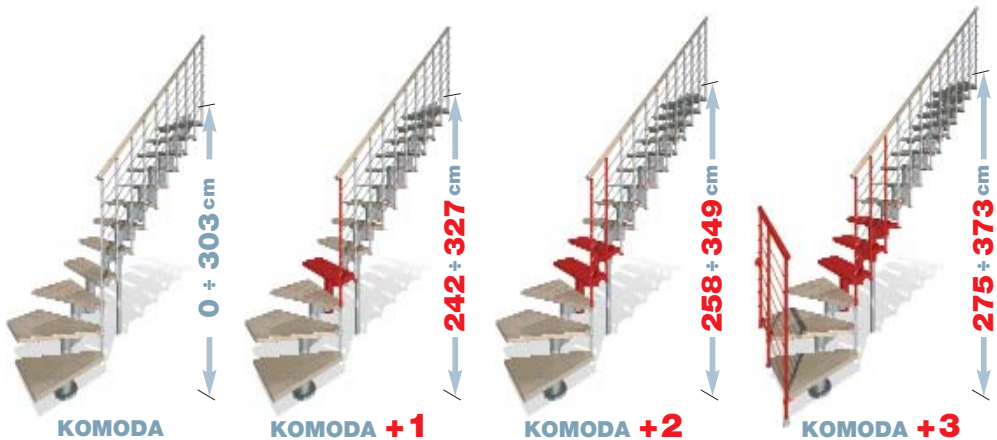


DIAGRAM 6 **KOMODA 89**

Example: if you wish to apply the supplementary **RAILING** only on the left side of the **KOMODA 74** staircase, as in **diagram 5**, you will need to add up the quantity of balusters: $1 + 1 + 2 = 4$ and therefore order 1 supplementary **RAILING** module.



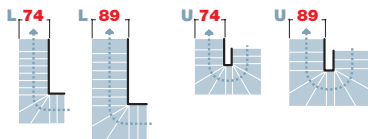
The supplementary **BALUSTER** allows the protection of the upper-floor aperture. It is a 120 cm module, composed of 10 balusters, handrail and fixings.



KOMODA STAIRCASE



SUPPLEMENTARY ITEMS



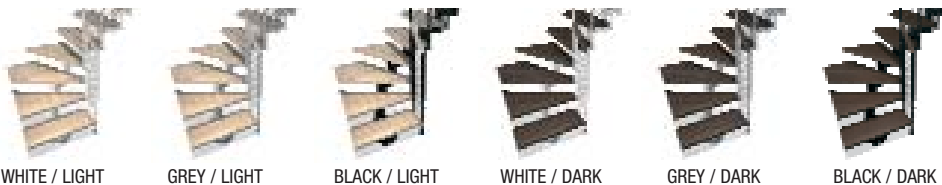
STAIRCASE HEIGHT N° TREADS N° RISES + N° RISES + N° RAILINGS + N° BALUSTRADES

	L74	U74	L89	U89		
From 191 to 255	(12 - 2) = 10	(13 - 2) = 11	3	4	3	4
From 208 to 279	(12 - 1) = 11	(13 - 1) = 12	4	4	4	4
From 225 to 303	12	KOMODA	13	4	5	4
From 242 to 327	(12 + 1) = 13	(13 + 1) = 14	+	1	4	5
From 258 to 349	(12 + 2) = 14	(13 + 2) = 15	+	2	5	5
From 275 to 373	(12 + 3) = 15	(13 + 3) = 16	+	3	5	5

Rise adjustable from 17 to 23.5 cm



Komoda, the colors of the steel and the shades of the wood.



Example:

if you want to purchase
KOMODA with **13 + 3 = 16** rises
with the supplementary railing,
as in the diagram on the left,
you will need the following items:

- 1 KOMODA staircase
- + 3 Rises
- + 1 Railing

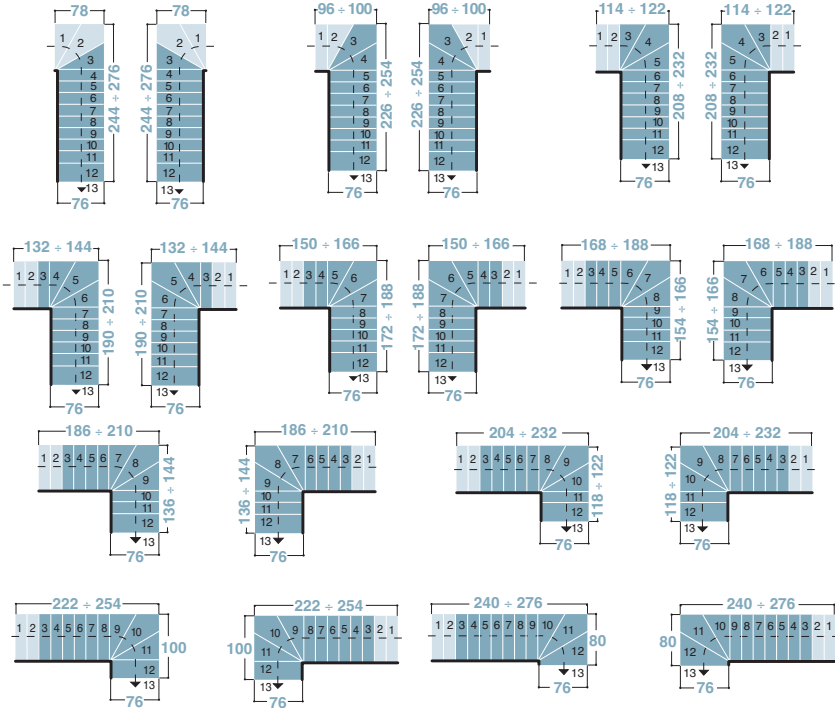
Consult the assembly instructions



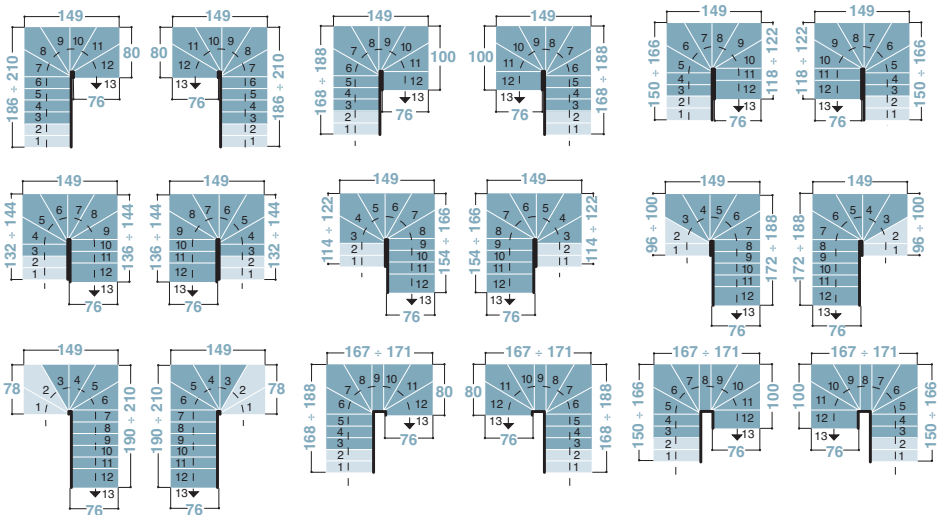
74

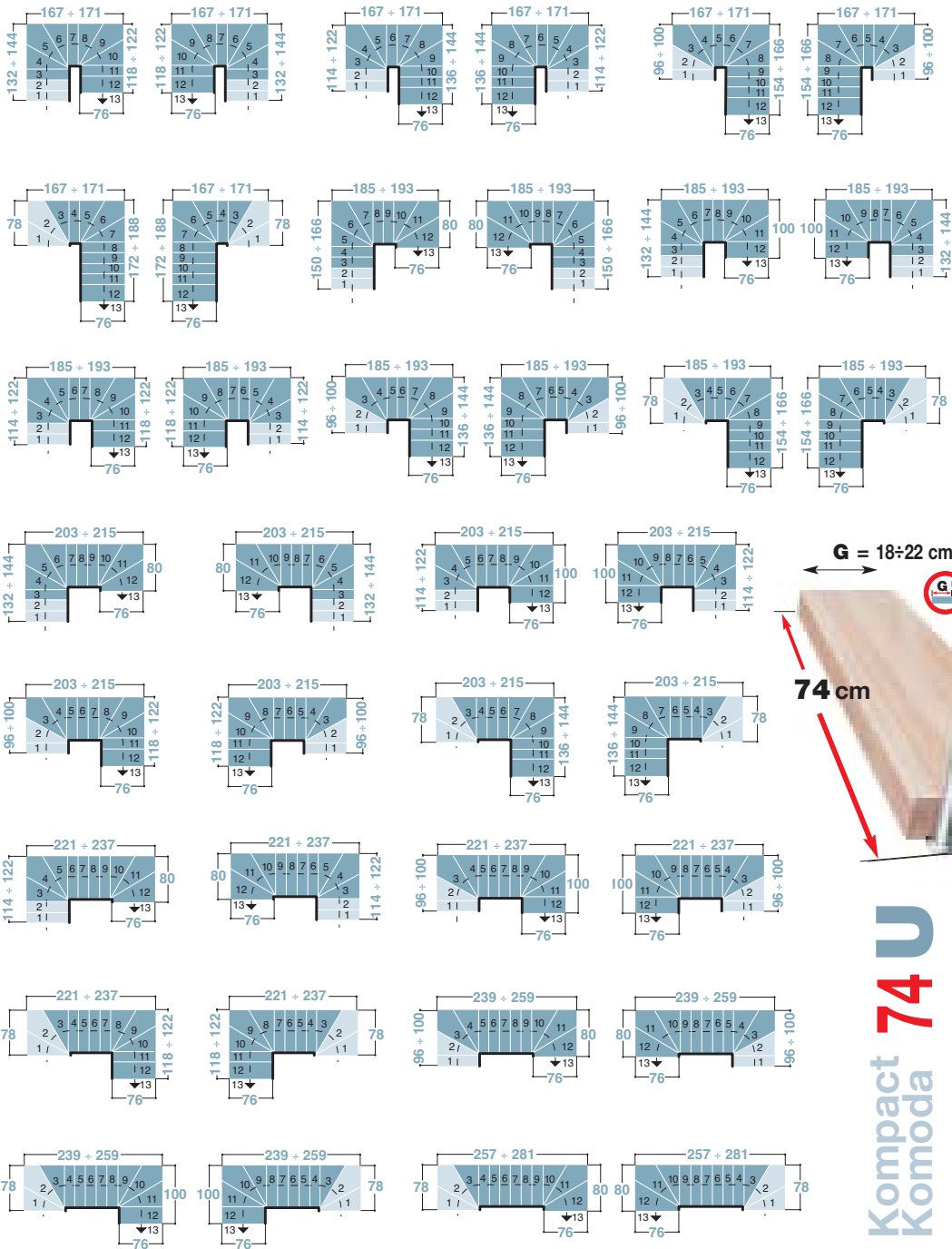
The dimensions given for the **L** and **U** configurations include the 2 cm minimum distance which needs to be left between the staircase and any walls.

Kompact Komoda 74 L



Kompact Komoda 74 U





G = 18+22 cm

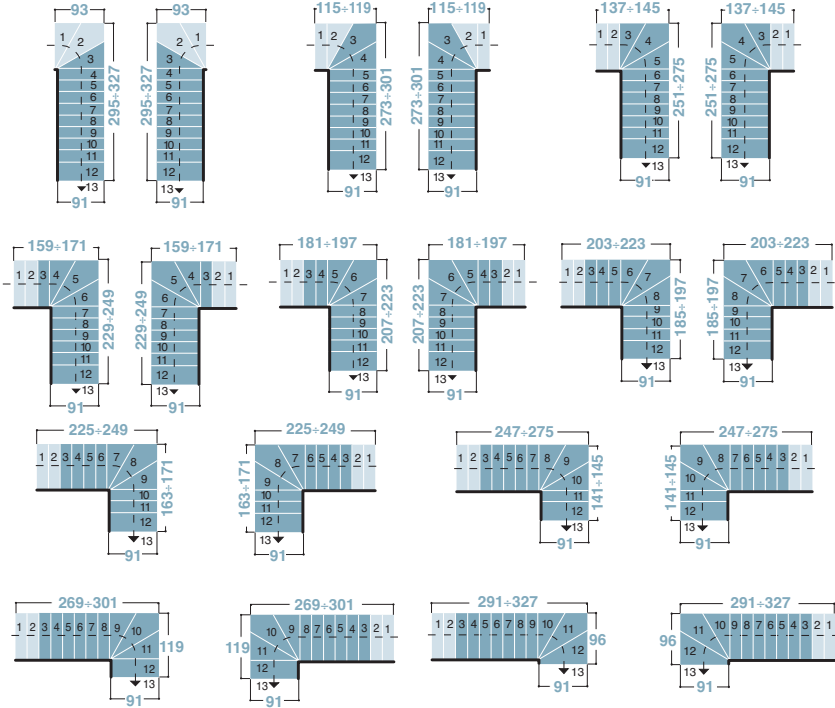
74 cm

**Kompakt
Komoda 74 U**

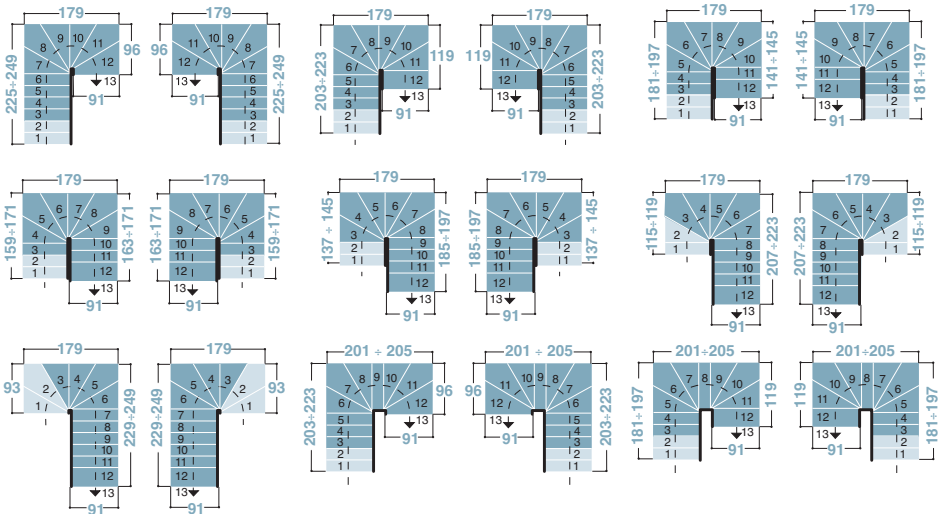
89

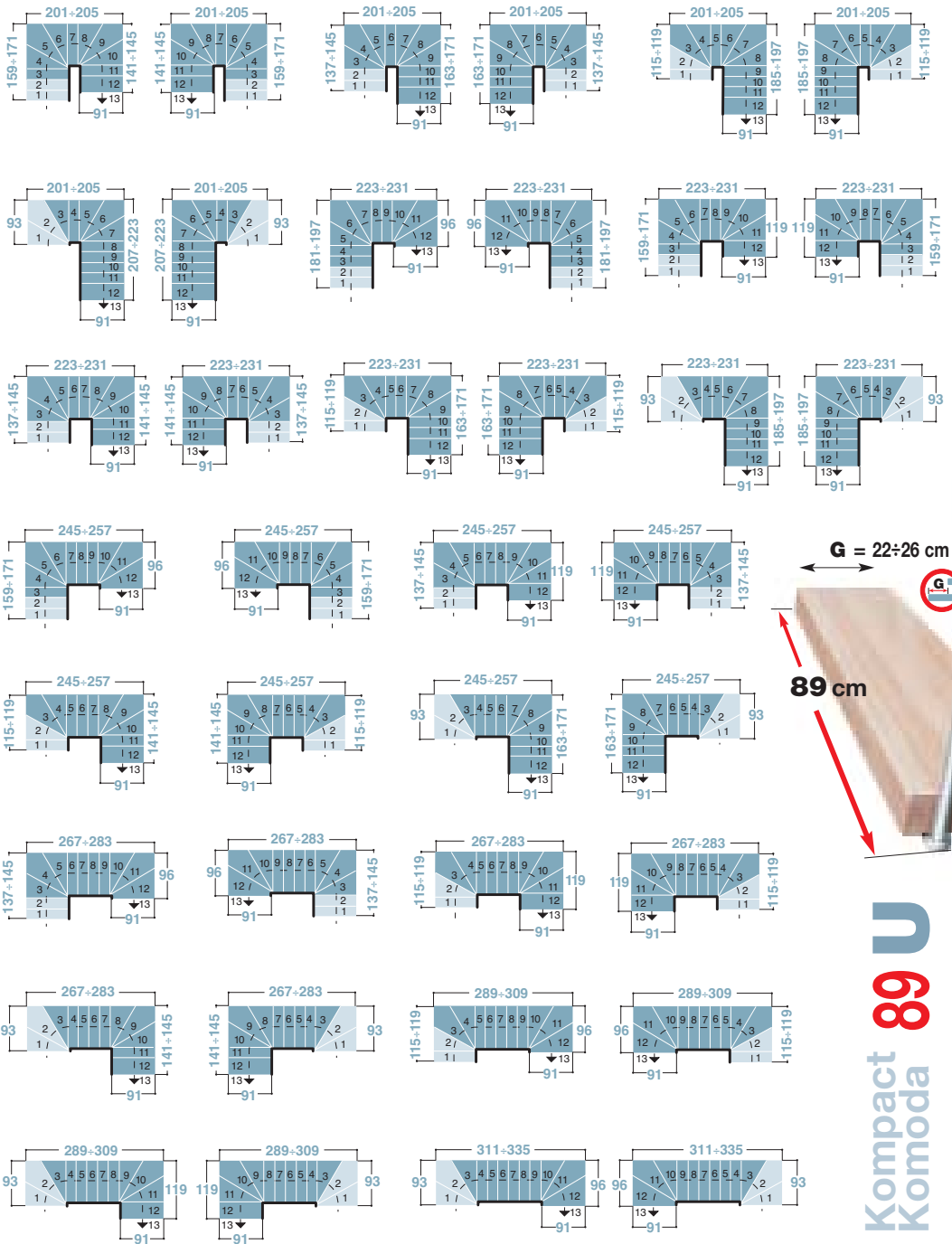
The dimensions given for the **L** and **U** configurations include the 2 cm minimum distance which needs to be left between the staircase and any walls.

Kompact Komoda 89 L

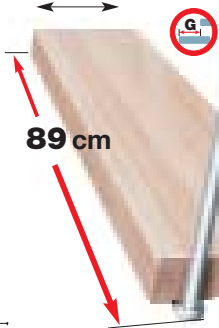


Kompact Komoda 89 U





G = 22±26 cm



89 cm

Kompact 89 Komoda



THE ALBINI & FONTANOT S.P.A CORPORATE SYSTEM IS CSQ ISO-9001 CERTIFIED.



Extend your guarantee to three years!



To prove the faith we have in the quality of our products, Arkè offers you the opportunity to extend the guarantee from two to three years.

Inside the staircase's box, you will find the assembly instructions, the guarantee and a code, which you

can use to prolong the guarantee on the staircase you have bought by one year simply registering it on the arkè website. The address is **www.arked.com/warranty** .

Take advantage of this exceptional and completely free offer!




Safety for everyone

Going upstairs in a safe and welcoming way is a pleasure which you can enjoy every day. Arkè has thought of the whole family, however old or young.



Railing spacing



Balustrade height




Handrail height



Load resistance



Impact resistance



Rise-going ratio



Clear width

Would you like to personally plan your staircase and print the final project?



www.arke.ws

Arkè has created an easy-to-use software so that you can do just that!

In just a few steps you can access the dedicated area of the internet site www.arke.ws where you will find the configuration software.

Just by entering the measurements of the ceiling aperture, the heights, and the wall measurements, you will be able to design your staircase and print the project!



The Do-it-yourself staircase!